


CUSTOMS, EXCISE & SERVICE TAX APPELLATE TRIBUNAL,
WEST BLOCK NO.2, R.K. PURAM, NEW DELHI-110066

Dated: 14/07/2016

Statement showing pendency, institution and disposal of appeals and stay applications with year wise break-up of appeals pending as on 01.07.2016 is circulated for information.


(Sunil Kumar)
Technical Officer.

Copy to:-

1. SPS to Hon'ble President, CESTAT for information please
2. All Hon'ble Members, CESTAT including Regional Benches for information please.
3. P.S. to CDR, CESTAT, New Delhi.
4. The Commissioner (Review), CBEC, North Block, New Delhi.
5. The Under Secretary, (AD-IC), Ministry of Finance, Department of Revenue, North Block, New Delhi.
6. PS to Registrar/DRs/All A.Rs including Regional Benches.
7. Computer Section for uploading on website.

MONTHLY STATEMENT FOR THE MONTH OF JUNE 2016 AS ON 01.07.2016

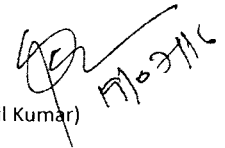
	OPENING BALANCE							FRESH INSTITUTION							APPEAL RESTORED							
	EXCISE	CUSTOMS	S.TAX	GOLD	AD	TOTAL	STAY	EXCISE	CUSTOMS	S.TAX	Gold	AD	TOTAL	STAY	EXCISE	CUSTO	S.TAX	Gold	AD	TOTA	STAY	
DELHI	5814	3295	5039	0	126	14274	661	108	152	96	0	1	357	6	3	0	0	0	0	0	3	0
MUMBAI	9069	8668	2543	0	0	20280	8	74	110	64	0	0	248	0	1	1	0	0	0	0	2	0
KOLKATA	4216	2100	2733	0	0	9049	81	112	87	78	0	0	277	33	0	0	0	0	0	0	0	0
CHENNAI	4431	3231	4717	2	0	12381	99	58	40	91	0	0	189	0	0	0	4	0	0	0	4	0
BANGALORE	3175	1890	4928	0	0	9993	774	65	24	108	0	0	197	4	6	5	0	0	0	0	11	0
AHMEDABAD	6831	2965	3354	0	0	13150	35	109	29	59	0	0	197	4	1	0	0	0	0	0	1	0
ALLAHABAD	3651	394	1734	0	0	5779	60	19	7	24	0	0	50	0	0	0	0	0	0	0	0	0
CHANDIGARH	6026	644	1551	0	0	8221	0	18	0	33	0	0	51	0	9	0	1	0	0	0	10	0
HYDERABAD	2361	1280	2952	0	0	6593	32	22	11	91	0	0	124	0	0	0	0	0	0	0	0	0
TOTAL	45567	24467	29551	2	126	99720	1750	585	460	644	0	1	1690	47	20	6	5	0	0	0	31	0

Note :

- Sanctioned strength of the Members is 33 and working strength is 22 as on 01.07.2016
- Figures may be considered as tentative and subject to further verification.
- Members on leave during the month of June,2016 for 87 no. of days as under:-


1 Mrs. Archana Wadhwa, Member (Judicial)	5	17 Shri Raju, Member(Technical)	5
2 Sh. M.V. Ravindran , Member (Judicial)/HOD	5 1/2	18 Shri C.J. Mathews, Member(Technical)	3
3 Sh. D.N. Panda, Member (Judicial)	Nil	19 Shri V. Padmanabhan, Member(Technical)	Nil
4 Sh. Ashok Jindal, Member(Judicial))	5	20 Shri M.M. Damodhar, Member(Technical)	13
5 Dr. D. M. Mishra, Member (Judicial)	Nil	21 Shri A.G.R. Shakkarwar, Member (Technical)	4
6 Sh. Anil Choudhary, Member(Judicial)	1	22 Shri Devender Singh, Member(Technical)	Nil
7 Sh. H. K. Thakur, Member(Technical)	30		
8 Sh. S. K. Mohanty, Member (Judicial)	2		
9 Sh. R.K. singh, Member (Technical)	5		
10 Sh. Ramesh Nair, Member (Judicial)	1		
11 Ms. Sulekha Beevi C.S., Member(Judicial)	Nil		
12 Sh. S. S. Garg, Member (Judicial)	2		
13 Sh. P. K. Choudhary, Member (Judicial)	2 1/2		
14 Sh. P.M. Saleem, Member(Technical)	Nil		
15 Sh. Ashok Kumar Arya, Member (Technical)	3		
16 Shri Ravichandran, Member(Technical)	Nil		

RECEIVED FROM OTHER BENCHES						TRANSFER TO OTHER BENCHES						DISPOSAL						CLOSING BALANCE							
EXCISE	CUSTO	S.TAX	AD	TOTAL	STAY	EXCISE	CUSTOMS	S.TAX	AD	TOTAL	STAY	EXCISE	CUSTOMS	S.TAX	gold	AD	TOTAL	STAY	EXCISE	CUSTOMS	S.TAX	Gold	AD	TOTAL	STAY
13	3	9	0	25	0	10	6	21	0	37	268	238	52	54	0	0	344	60	5690	3392	5069	0	127	14278	339
0	0	0	0	0	0	0	0	0	0	0	0	129	92	20	0	0	241	6	9015	8687	2587	0	0	20289	2
0	2	0	0	2	0	0	0	0	0	0	0	0	0	0	0	0	0	0	4328	2189	2811	0	0	9328	114
0	0	0	0	0	0	0	1	1	0	2	0	87	48	55	0	0	190	4	4402	3222	4756	2	0	12382	95
0	2	2	0	4	0	0	2	1	0	4	0	44	55	17	0	0	116	8	3202	1864	5020	0	0	10086	770
0	0	0	0	0	0	0	0	0	0	0	0	44	45	24	0	0	113	11	6897	2949	3389	0	0	13235	28
0	0	0	0	0	70	7	0	1	0	8	0	43	6	20	0	0	69	4	3620	395	1737	0	0	5752	126
0	0	0	0	0	0	0	0	0	0	0	0	210	2	13	0	0	225	0	5843	642	1572	0	0	8057	0
0	0	0	0	0	0	0	0	0	0	0	0	51	12	27	0	0	90	12	2332	1279	3016	0	0	6627	20
13	7	11	0	31	70	36	9	24	0	51	268	846	312	230	0	0	1388	105	45303	24619	29957	2	127	100034	1494


 (Sunil Kumar)
 Technical Officer

**STATEMENT SHOWING YEARWISE BREAK UP OF
PENDING APPEALS IN CESTAT, AS ON 01.07.2016.**

YEARS	DELHI	MUMBAI	KOLKAT	CHENNA	BANG.	AHMEDB	ALLBD	CHD	HYD
1988									
1989									
1991							1		
1993									2
1995		11							
1996		29							
1997		45			1				
1998	4	61					8		
1999	0	32			0	7			
2000	0	215		1	2	1			1
2001	0	142		2	0	0			2
2002	0	261		0	0	1	1		3
2003	0	79		1	3	1	1		3
2004	3	244	1	38	6	5	13	13	9
2005	109	981	5	447	16	21	22	21	12
2006	75	1231	4	592	10	0	107	125	17
2007	439	840	88	468	171	90	230	351	213
2008	275	932	617	342	306	281	296	417	310
2009	685	987	960	710	793	838	393	576	606
2010	1978	1310	841	986	828	1262	623	1018	540
2011	1716	1254	1220	863	1028	1210	626	772	627
2012	1567	1769	1053	869	1232	1124	753	630	994
2013	1931	2152	1110	1721	1664	2443	525	1163	909
2014	2015	3973	1255	1938	1526	2654	764	1709	1129
2015	1583	2230	1094	2149	1534	1990	829	931	770
2016	1898	1511	1080	1255	966	1307	560	331	480
TOTAL	14278	20289	9328	12382	10086	13235	5752	8057	6627


 (Sunil Kumar)
 Technical Officer