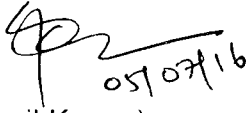


CUSTOMS, EXCISE & SERVICE TAX APPELLATE TRIBUNAL,
WEST BLOCK NO.2, R.K. PURAM, NEW DELHI-110066

Dated: 29/06/2016

Statement showing pendency, institution and disposal of appeals and stay applications with year wise break-up of appeals pending as on 01.06.2016 is circulated for information.


(Sunil Kumar)
Technical Officer.

Copy to:-

1. **SPS** to **Hon'ble President, CESTAT** for information please
2. All **Hon'ble Members, CESTAT** including Regional Benches for information please.
3. **P.S.** to **CDR, CESTAT, New Delhi.**
4. **The Commissioner (Review), CBEC, North Block, New Delhi.**
5. **The Under Secretary, (AD-IC), Ministry of Finance, Department of Revenue, North Block, New Delhi.**
6. **PS** to **Registrar/DRs/All A.Rs** including Regional Benches.
- ✓ 7. **Computer Section** for uploading on website.


MONTHLY STATEMENT FOR THE MONTH OF MAY 2016 AS ON 01.06.2016

	OPENING BALANCE						FRESH INSTITUTION						APPEAL RESTORED						RECEIVED FROM OTHER BENCHES						
	EXCISE	CUSTOMS	S TAX	GOLD AD	TOTAL	STAY	EXCISE	CUSTOMS	S TAX	GOLD AD	TOTAL	STAY	EXCISE	CUSTOMS	S TAX	GOLD AD	TOTAL	STAY	EXCISE	CUSTOMS	S TAX	GOLD AD	TOTAL	STAY	
DELHI	5919	2768	5004	0	13816	705	58	566	73	0	1	698	13	6	1	2	0	9	0	31	0	0	0	31	0
MUMBAI	9087	8667	2511	0	20265	3	117	55	73	0	0	245	7	0	0	1	0	1	0	0	0	0	0	0	0
KOLKATA	4090	2050	2709	0	8849	55	163	90	65	0	0	318	53	12	5	3	0	20	0	0	0	0	0	1	0
CHENNAI	4411	3245	4634	2	12292	112	59	41	146	0	0	246	0	5	0	4	0	9	0	0	0	0	0	0	0
BANGALORE	3162	1885	4841	0	9888	771	51	13	102	0	0	186	4	4	0	2	0	6	0	0	0	0	0	1	0
AHMEDABAD	6798	2847	3316	0	12961	34	96	141	62	0	0	289	6	1	3	0	0	4	0	0	0	0	0	2	0
ALLAHABAD	3649	366	1668	0	5683	7	72	28	78	0	0	178	11	0	0	0	0	0	0	1	0	0	0	0	47
CHANDIGARH	6183	640	1624	0	8447	0	8	7	6	0	0	21	0	0	0	0	0	0	0	0	0	0	0	0	0
HYDERABAD	2439	1309	2959	0	6707	39	24	3	62	0	0	89	0	0	0	0	0	0	0	0	0	0	0	0	0
TOTAL	45738	23777	29266	2	98908	1726	648	944	667	0	1	2260	94	28	9	12	0	49	0	32	0	0	0	35	47

- 1 Sanctioned strength of the Members is 33 and working strength is 22 as on 01.06.2016
- 2 Figures may be considered as tentative and subject to further verification.
- 3 Members on leave during the month of May, 2016 for 72.5 no. of days as under:-

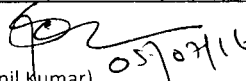
Note :	
<ol style="list-style-type: none"> 1 Mrs. Archana Wadhwa, Member (Judicial) 2 Sh. M.V. Ravindran, Member (Judicial) <i>Heard</i> 3 Sh. D.N. Panda, Member (Judicial) 4 Sh. Ashok Jindal, Member (Judicial) 5 Dr. D. M. Mishra, Member (Judicial) 6 Sh. Anil Choudhary, Member (Judicial) 7 Sh. H. K. Thakur, Member (Technical) 8 Sh. S. K. Mohanty, Member (Judicial) 9 Sh. R.K. Singh, Member (Technical) 10 Sh. Ramesh Nair, Member (Judicial) 11 Ms. Sulekha Beevi C.S., Member (Judicial) 12 Sh. S. S. Garg, Member (Judicial) 13 Sh. P. K. Choudhary, Member (Judicial) 14 Sh. P.M. Saleem, Member (Technical) 15 Sh. Ashok Kumar Arya, Member (Technical) 16 Shri B.Ravichandran, Member (Technical) 	<ol style="list-style-type: none"> 5 NIL 1/2. 1 NIL 2 9 NIL 2 4 NIL NIL NIL 2 15 NIL
<ol style="list-style-type: none"> 17 Shri Raju, Member (Technical) 18 Shri C.J. Mathews, Member (Technical) 19 Shri V. Padmanabhan, Member (Technical) 20 Shri M.M. Damodhar, Member (Technical) 21 Shri A.G.R. Shakkurwar, Member (Technical) 22 Shri Devender Singh, Member (Technical) 	<ol style="list-style-type: none"> 8 3 NIL 8 1 12

TRANSFER TO OTHER BENCHES				DISPOSAL				CLOSING BALANCE										
CUSTOMS	S TAX	AD	TOTAL	STAY	EXCISE	CUSTOMS	S TAX	gold	AD	TOTAL	STAY	EXCISE	CUSTOMS	S TAX	Gold	AD	TOTAL	STAY
2	8	0	28	0	182	38	32	0	0	252	57	5814	3295	5039	0	126	14274	661
0	0	0	0	0	135	54	42	0	0	231	2	9069	8668	2543	0	0	20280	8
0	0	0	0	0	49	46	44	0	0	139	27	4216	2100	2733	0	0	9049	81
0	0	0	0	0	44	55	67	0	0	166	13	4431	3231	4717	2	0	12381	99
0	0	0	0	0	42	8	14	0	0	64	1	3175	1890	4928	0	0	9993	774
1	3	0	4	0	64	26	24	0	0	114	5	6831	2965	3354	0	0	13150	35
0	0	0	0	0	60	1	12	0	0	73	5	3651	394	1734	0	0	5779	60
0	0	0	0	0	165	3	79	0	0	247	0	6026	644	1551	0	0	8221	0
0	0	0	0	0	102	32	69	0	0	203	7	2361	1280	2952	0	0	6583	32
0	0	0	0	0	843	263	383	0	0	1489	117	45567	24467	29551	2	126	99720	1750
3	11	0	43	0														


 (Sunil Kumar)
 Technical Officer

**STATEMENT SHOWING YEARWISE BREAK UP OF
PENDING APPEALS IN CESTAT, AS ON 01.06.2016.**

YEARS	DELHI	MUMBAI	KOLKAT	CHENNAI	BANG.	AHMEDABAD	ALLBD	CHD	HYD
1988	0								
1989	0								
1991	0						1		
1993	0								2
1995	0	11							
1996	0	29							
1997	0	45			1				
1998	3	61			0		8		
1999	0	32			0	7			
2000	0	215		1	2	1			1
2001	0	142		2	0	0		8	2
2002	0	262		0	0	1	1	0	3
2003	0	79		1	2	1	2	0	3
2004	3	245	1	41	2	5	13	13	9
2005	109	1003	3	469	15	25	22	21	13
2006	101	1242	4	601	10	0	113	134	22
2007	481	849	88	471	175	90	245	362	224
2008	366	935	617	358	317	304	308	431	315
2009	715	994	960	728	809	846	401	593	611
2010	2033	1322	841	1011	832	1267	628	1087	549
2011	1726	1286	1220	866	1036	1219	627	795	633
2012	1603	1787	1053	876	1240	1125	756	639	1007
2013	1942	2169	1110	1741	1696	2479	527	1189	928
2014	2026	3997	1255	1953	1544	2665	772	1727	1140
2015	1606	2306	1094	2192	1543	2000	844	941	775
2016	1560	1269	803	1070	769	1115	511	281	356
TOTAL	14274	20280	9049	12381	9993	13150	5779	8221	6593


 (Sunil Kumar)
 Technical Officer